
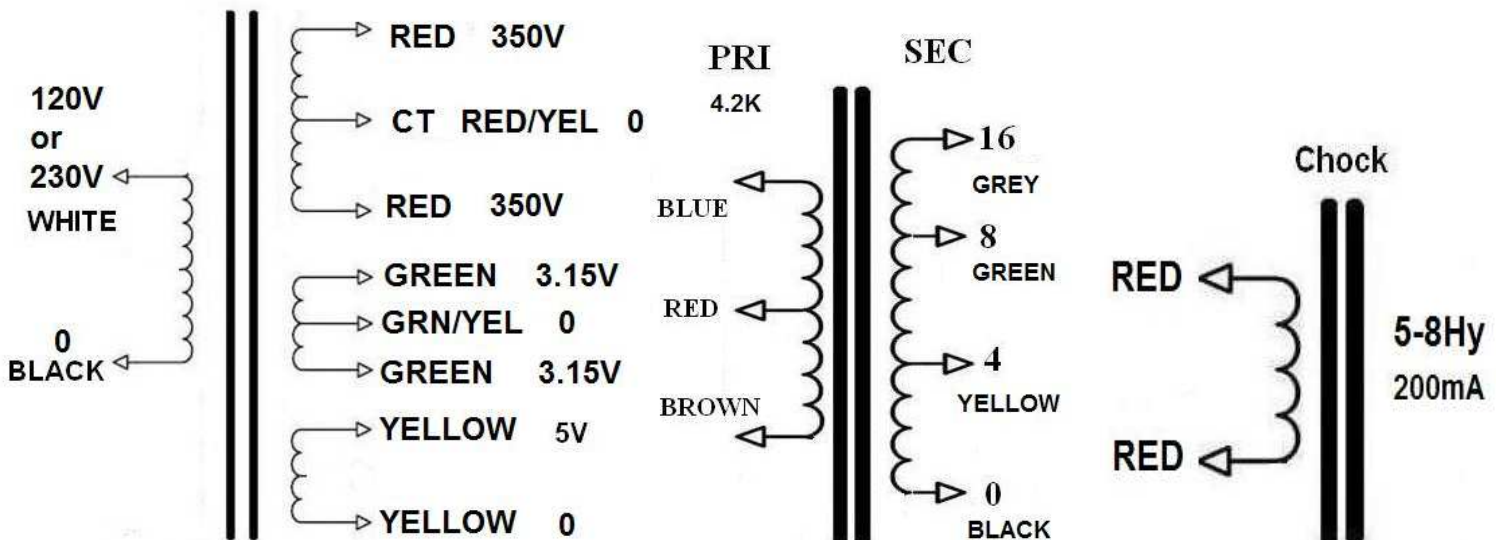




b. Transformers and wires




Transformers ( see wiring diagram below for detail spec for PT, OT and Choke ) .




a. Tube sockets mount (Please notice the tube socket direction) and wire grummet, big caps, HT Fuse holder:




b. Transformers mounting (please notice the mounting direction):





c. Front panel mount:



d. Back panel mount: (M3\*10 screw&M3 nut to hold the end of rear panel; Black M3\*10 countersunk screws for AC socket)

